

## Stand Activity Summary for Humphreys County Schools

**Filters Applied:** County: Humphreys  
 Client Class:  
 District:  
 Client: Humphreys County School  
 STR:  
 Activity:  
 Year: 2012 Through 2021

| STR                  | Strata | Stand | Activity   | Acre       | Est. Cost          | Est. Revenue        |
|----------------------|--------|-------|--|------------|--------------------|---------------------|
| <b>2012</b>          |        |       |  |            |                    |                     |
| 16 13N 4W            | 1      | 2     | Harvest, Mechanical, Final, Machine, Misc Hardwood   | 6          | \$72.00            | \$9,036.00          |
| 16 13N 4W            | 1      | 3     | Harvest, Mechanical, Final, Machine, Misc Hardwood   | 2          | \$21.36            | \$2,680.68          |
| 16 14N 4W            | 1      | 2     | Harvest, Mechanical, Final, Machine, Misc Hardwood   | 89         | \$3,115.00         | \$153,614.00        |
| <b>Yearly Totals</b> |        |       |  | <b>97</b>  | <b>\$3,208.36</b>  | <b>\$165,330.68</b> |
| <b>2013</b>          |        |       |  |            |                    |                     |
| 16 13N 4W            | 1      | 2     | Regeneration, Artificial, Plant, Hand, Misc Hardwood | 6          | \$790.00           | \$0.00              |
| 16 13N 4W            | 1      | 3     | Regeneration, Artificial, Plant, Hand, Misc Hardwood | 2          | \$222.50           | \$0.00              |
| 16 14N 4W            | 1      | 2     | Regeneration, Artificial, Plant, Hand, Misc Hardwood | 89         | \$11,083.75        | \$0.00              |
| 16 16N 5W            | 1      | 5     | Harvest, Mechanical, Final, Machine, Misc Hardwood   | 27         | \$945.00           | \$27,864.00         |
| 16 16N 5W            | 1      | 6     | Harvest, Mechanical, Final, Machine, Misc Hardwood   | 89         | \$3,115.00         | \$91,848.00         |
| <b>Yearly Totals</b> |        |       |  | <b>213</b> | <b>\$16,156.25</b> | <b>\$119,712.00</b> |
| <b>2014</b>          |        |       |  |            |                    |                     |
| 16 16N 2W            | 1      | 1     | Regeneration, Artificial, Plant, Hand, Misc Hardwood | 63         | \$7,875.00         | \$0.00              |
| 16 16N 2W            | 1      | 1     | Harvest, Mechanical, Final, Machine, Misc Hardwood   | 63         | \$2,205.00         | \$75,726.00         |
| 16 16N 2W            | 1      | 6     | Harvest, Mechanical, Final, Machine, Misc Hardwood   | 57         | \$1,995.00         | \$68,514.00         |
| 16 16N 2W            | 1      | 6     | Regeneration, Artificial, Plant, Hand, Misc Hardwood | 57         | \$7,125.00         | \$0.00              |
| 16 16N 5W            | 1      | 5     | Regeneration, Artificial, Plant, Hand, Misc Hardwood | 27         | \$3,375.00         | \$0.00              |
| 16 16N 5W            | 1      | 6     | Regeneration, Artificial, Plant, Hand, Misc Hardwood | 89         | \$11,125.00        | \$0.00              |

| STR         | Strata | Stand | Activity   | Acre | Est. Cost   | Est. Revenue |
|-------------|--------|-------|--|------|-------------|--------------|
|             |        |       | Yearly Totals  | 356  | \$33,700.00 | \$144,240.00 |
| <b>2015</b> |        |       |  |      |             |              |
| 16 15N 4W   | 1      | 3     | Harvest, Mechanical, Final, Machine, Misc Hardwood   | 110  | \$3,850.00  | \$109,560.00 |
|             |        |       | Yearly Totals  | 110  | \$3,850.00  | \$109,560.00 |
| <b>2016</b> |        |       |  |      |             |              |
| 16 15N 2W   | 1      | 9     | Harvest, Mechanical, Final, Machine, Misc Hardwood   | 87   | \$3,045.00  | \$139,722.00 |
| 16 15N 4W   | 1      | 3     | Regeneration, Artificial, Plant, Hand, Misc Hardwood | 110  | \$13,750.00 | \$0.00       |
|             |        |       | Yearly Totals  | 197  | \$16,795.00 | \$139,722.00 |
| <b>2017</b> |        |       |  |      |             |              |
| 16 15N 2W   | 1      | 9     | Regeneration, Artificial, Plant, Hand, Misc Hardwood | 87   | \$10,875.00 | \$0.00       |
| 16 16N 3W   | 1      | 1     | Harvest, Mechanical, Final, Machine, Misc Hardwood   | 137  | \$4,795.00  | \$157,002.00 |
|             |        |       | Yearly Totals  | 224  | \$15,670.00 | \$157,002.00 |
| <b>2018</b> |        |       |  |      |             |              |
| 16 14N 3W   | 1      | 12    | Harvest, Mechanical, Final, Machine, Misc Hardwood   | 110  | \$3,850.00  | \$139,260.00 |
| 16 16N 3W   | 1      | 1     | Regeneration, Artificial, Plant, Hand, Misc Hardwood | 137  | \$17,125.00 | \$0.00       |
|             |        |       | Yearly Totals  | 247  | \$20,975.00 | \$139,260.00 |
| <b>2019</b> |        |       |  |      |             |              |
| 16 14N 3W   | 1      | 12    | Regeneration, Artificial, Plant, Hand, Misc Hardwood | 110  | \$13,750.00 | \$0.00       |
|             |        |       | Yearly Totals  | 110  | \$13,750.00 | \$0.00       |
| <b>2020</b> |        |       |  |      |             |              |
| 16 15N 2W   | 1      | 13    | Harvest, Mechanical, Final, Machine, Misc Hardwood   | 102  | \$3,570.00  | \$163,812.00 |
|             |        |       | Yearly Totals  | 102  | \$3,570.00  | \$163,812.00 |
| <b>2021</b> |        |       |  |      |             |              |
| 16 14N 4W   | 1      | 3     | Regeneration, Artificial, Plant, Hand, Misc Hardwood | 89   | \$11,125.00 | \$0.00       |

| STR       | Strata | Stand | Activity   | Acre                | Est. Cost    | Est. Revenue        |                       |
|-----------|--------|-------|--|---------------------|--------------|---------------------|-----------------------|
| 16 14N 4W | 1      | 3     | Harvest, Mechanical, Final, Machine, Misc Hardwood   | 89                  | \$3,115.00   | \$153,614.00        |                       |
| 16 15N 2W | 1      | 13    | Regeneration, Artificial, Plant, Hand, Misc Hardwood | 102                 | \$12,750.00  | \$0.00              |                       |
|           |        |       |  | Yearly Totals       | 280          | \$26,990.00         | \$153,614.00          |
|           |        |       |  | <b>Grand Totals</b> | <b>1.936</b> | <b>\$154,664.61</b> | <b>\$1,292,252.68</b> |

## Stand Activity Summary for Humphreys County Schools

**Filters Applied:** County: Humphreys  
 Client Class:  
 District:  
 Client: Humphreys County School  
 STR:  
 Activity: Harvest  
 Year: 2012 Through 2021

| STR           | Strata | Stand | Activity   | Acre | Est. Cost  | Est. Revenue |
|---------------|--------|-------|--|------|------------|--------------|
| <b>2012</b>   |        |       |  |      |            |              |
| 16 13N 4W     | 1      | 2     | Harvest, Mechanical, Final, Machine, Misc Hardwood | 6    | \$72.00    | \$9,036.00   |
| 16 13N 4W     | 1      | 3     | Harvest, Mechanical, Final, Machine, Misc Hardwood | 2    | \$21.36    | \$2,680.68   |
| 16 14N 4W     | 1      | 2     | Harvest, Mechanical, Final, Machine, Misc Hardwood | 89   | \$3,115.00 | \$153,614.00 |
| Yearly Totals |        |       |  | 97   | \$3,208.36 | \$165,330.68 |
| <b>2013</b>   |        |       |  |      |            |              |
| 16 16N 5W     | 1      | 5     | Harvest, Mechanical, Final, Machine, Misc Hardwood | 27   | \$945.00   | \$27,864.00  |
| 16 16N 5W     | 1      | 6     | Harvest, Mechanical, Final, Machine, Misc Hardwood | 89   | \$3,115.00 | \$91,848.00  |
| Yearly Totals |        |       |  | 116  | \$4,060.00 | \$119,712.00 |
| <b>2014</b>   |        |       |  |      |            |              |
| 16 16N 2W     | 1      | 1     | Harvest, Mechanical, Final, Machine, Misc Hardwood | 63   | \$2,205.00 | \$75,726.00  |
| 16 16N 2W     | 1      | 6     | Harvest, Mechanical, Final, Machine, Misc Hardwood | 57   | \$1,995.00 | \$68,514.00  |
| Yearly Totals |        |       |  | 120  | \$4,200.00 | \$144,240.00 |
| <b>2015</b>   |        |       |  |      |            |              |
| 16 15N 4W     | 1      | 3     | Harvest, Mechanical, Final, Machine, Misc Hardwood | 110  | \$3,850.00 | \$109,560.00 |
| Yearly Totals |        |       |  | 110  | \$3,850.00 | \$109,560.00 |
| <b>2016</b>   |        |       |  |      |            |              |
| 16 15N 2W     | 1      | 9     | Harvest, Mechanical, Final, Machine, Misc Hardwood | 87   | \$3,045.00 | \$139,722.00 |
| Yearly Totals |        |       |  | 87   | \$3,045.00 | \$139,722.00 |
| <b>2017</b>   |        |       |  |      |            |              |

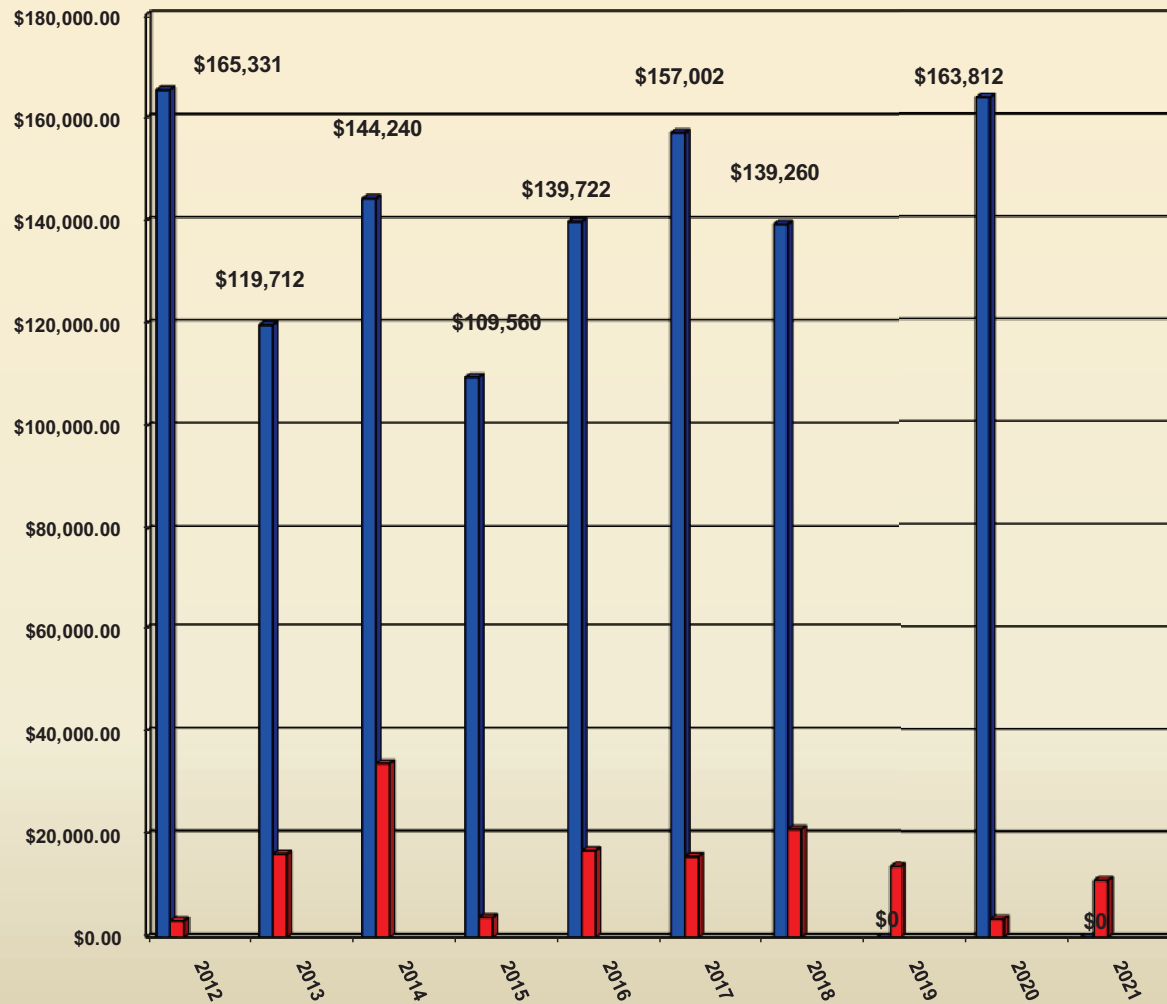
| STR         | Strata | Stand | Activity   | Acre                | Est. Cost  | Est. Revenue       |                       |
|-------------|--------|-------|--|---------------------|------------|--------------------|-----------------------|
| 16 16N 3W   | 1      | 1     | Harvest, Mechanical, Final, Machine, Misc Hardwood | 137                 | \$4,795.00 | \$157,002.00       |                       |
|             |        |       |  | Yearly Totals       | 137        | \$4,795.00         | \$157,002.00          |
| <b>2018</b> |        |       |  |                     |            |                    |                       |
| 16 14N 3W   | 1      | 12    | Harvest, Mechanical, Final, Machine, Misc Hardwood | 110                 | \$3,850.00 | \$139,260.00       |                       |
|             |        |       |  | Yearly Totals       | 110        | \$3,850.00         | \$139,260.00          |
| <b>2020</b> |        |       |  |                     |            |                    |                       |
| 16 15N 2W   | 1      | 13    | Harvest, Mechanical, Final, Machine, Misc Hardwood | 102                 | \$3,570.00 | \$163,812.00       |                       |
|             |        |       |  | Yearly Totals       | 102        | \$3,570.00         | \$163,812.00          |
| <b>2021</b> |        |       |  |                     |            |                    |                       |
| 16 14N 4W   | 1      | 3     | Harvest, Mechanical, Final, Machine, Misc Hardwood | 89                  | \$3,115.00 | \$153,614.00       |                       |
|             |        |       |  | Yearly Totals       | 89         | \$3,115.00         | \$153,614.00          |
|             |        |       |  | <b>Grand Totals</b> | <b>968</b> | <b>\$33,693.36</b> | <b>\$1,292,252.68</b> |

# Property Activities Report

**Filters Applied:** County: Humphreys  
 Client Class:  
 District:  
 Client:  
 STR:  
 Year: 2012 Through 2021

| Client Name              | Plan Year | STR | Act. Name | Method | Practice | Application | Est. Cost     | Act. Object | Est. Miles |
|--------------------------|-----------|-----|-----------|--------|----------|-------------|---------------|-------------|------------|
| Totals                   |           |     |           |        |          |             | \$0.00        |             | 0          |
| Summary for 'PlanYear' = |           |     |           |        |          |             |               |             |            |
| Totals                   |           |     |           |        |          |             | \$0.00        |             | 0          |
| Summary for              |           |     |           |        |          |             |               |             |            |
| Totals                   |           |     |           |        |          |             | \$0.00        |             | 0          |
| <b>Grand Totals</b>      |           |     |           |        |          |             | <b>\$0.00</b> |             | <b>0</b>   |

# Humphreys COUNTY REVENUE – EXPENSES 2012-2021



■ REVENUE  
■ EXPENSE

These are estimated Revenue and Expenses

**Filters Applied:**

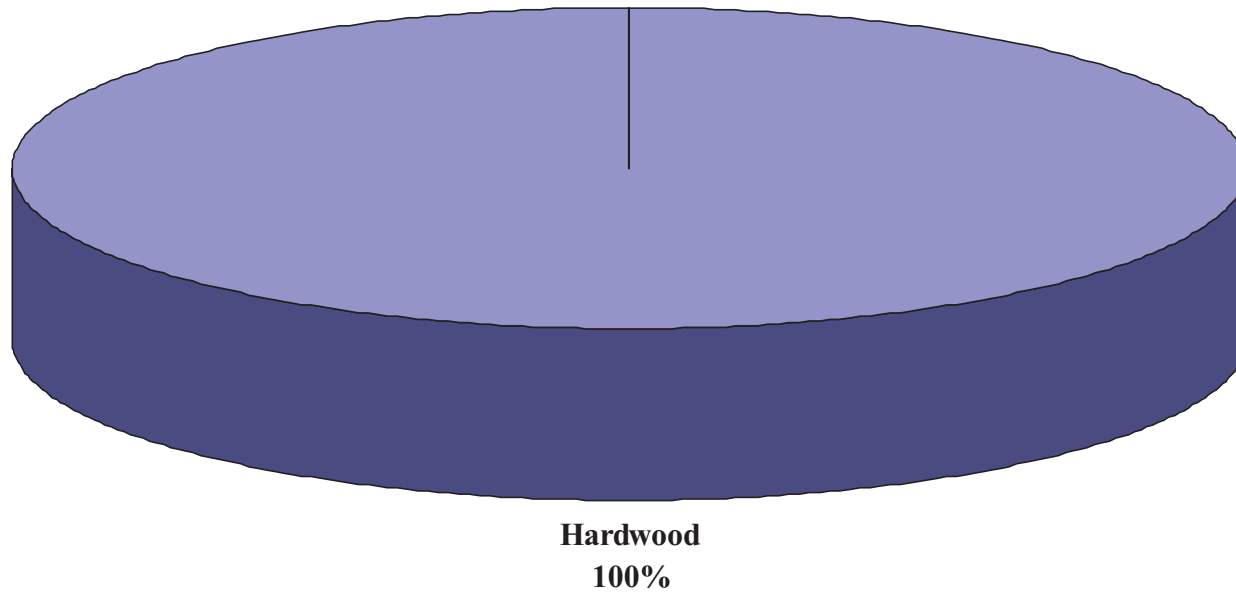
County: Humphreys  
Client Class:

District:

Client: Humphreys County School

STR:

## Broad Cover Type Distribution





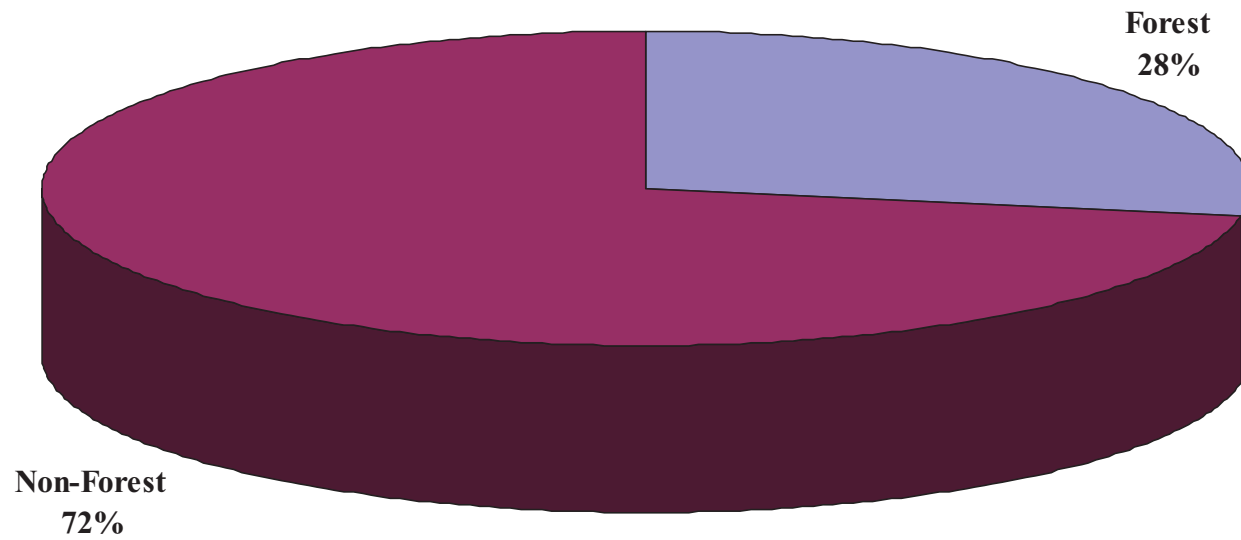
**Filters Applied:**

County: Humphreys  
Client Class:

District:  
Client: Humphreys County School

STR:

## Land Use Distribution



**Filters Applied:**

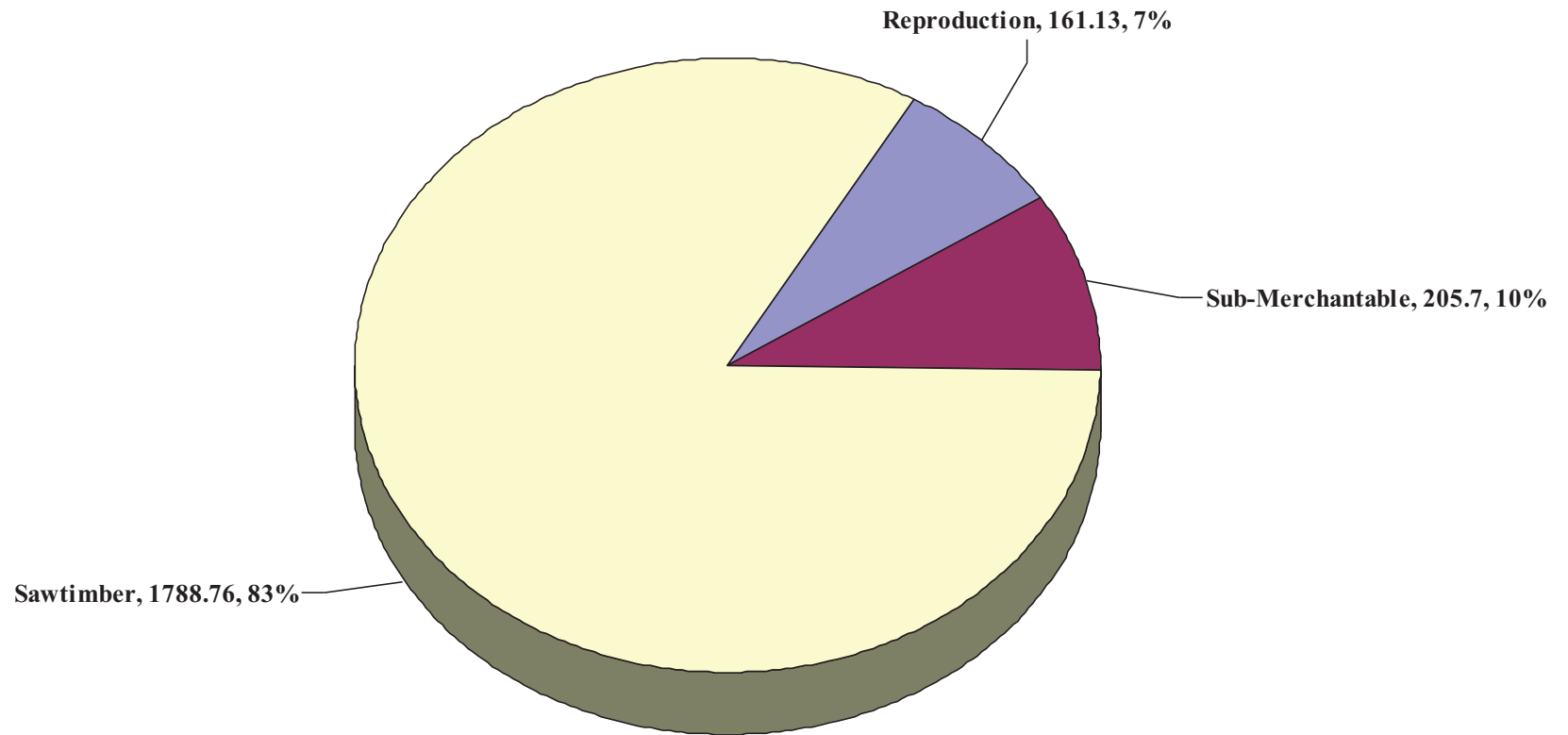
County: Humphreys  
Client Class:

District:

Client: Humphreys County School

STR:

### Forested Stands Class Distribution by Acres



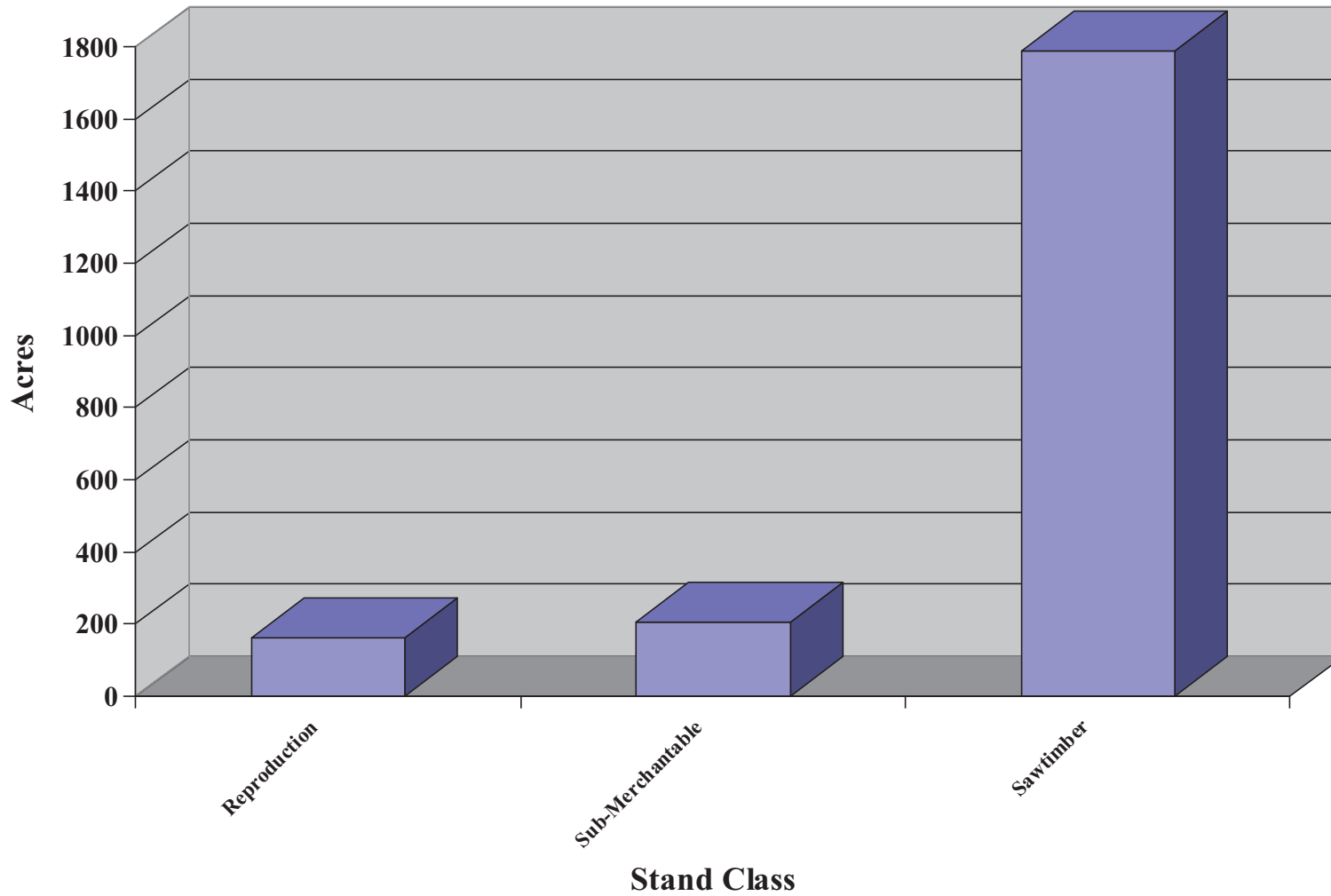
**Filters Applied:** County: Humphreys  
District:

Client: Humphreys County School  
STR:

Broad Cover Type:  
Client Class:

Stand Age: Through

## Forested Stands Graph



**Filters Applied:** County: Humphreys  
District:

Client: Humphreys County School  
STR:

Broad Cover Type:  
Client Class:

Stand Age: Through

## Age Distribution Graph

